


# INNOVATING MICROBIOLOGY

## VITEK® 2 ID & AST CARDS

RAPID. FLEXIBLE. EFFICIENT.

Designed for VITEK® 2 automated systems, VITEK® 2 identification (ID) and antimicrobial susceptibility test (AST) cards offer reliable and accurate results for clinically relevant organisms.



### VITEK® 2 ID & AST CARDS DELIVER

- Accurate species-level ID and AST results with MICs and resistance mechanisms
- Improved therapeutic success and patient outcomes with diagnostic results to ensure informed therapy decisions <sup>1,2,3</sup>

PROVEN MEDICAL VALUE IN THE FACE OF GROWING ANTIMICROBIAL RESISTANCE<sup>2</sup>



# VITEK® 2 ID & AST CARDS

## RAPID. FLEXIBLE. EFFICIENT.

Reliable ID & AST are key to providing information necessary for targeted antimicrobial therapy – improving patient management, lowering costs and supporting antimicrobial stewardship.



### Innovative and Flexible Design

- Microwells with optimized volume of biochemicals or antimicrobials
- Ready and simple to use with pre-applied barcodes for maximum traceability
- EUCAST and CLSI compliant AST formulations available with specific urinary and MDRO\* cards



### Up To 50% Fewer Preparation Steps Than Other Systems<sup>4,5,6</sup>

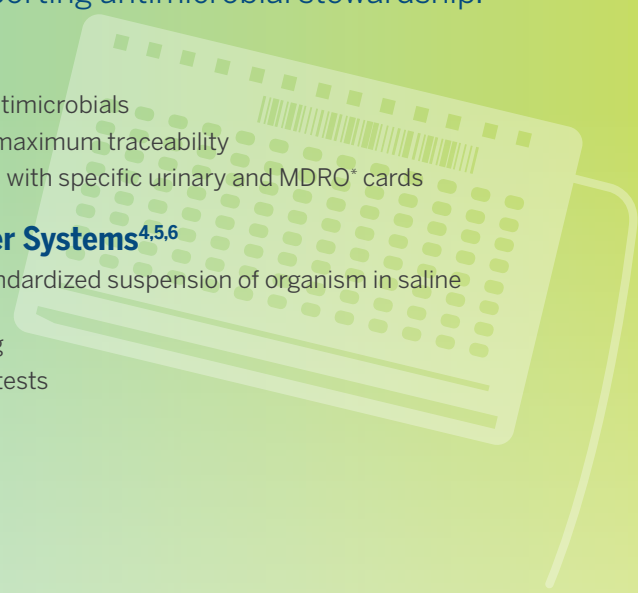
- Single inoculum for ID & AST solution with a simple, standardized suspension of organism in saline with no additional reagent requirement
- Optimize technologist time and facilitate rapid reporting
- Additional time-savings with reduced number of offline tests



### Unique, Safe, Closed Consumable

- Optimized for user safety
- Small, lightweight cards save on storage space
- Reduce waste and biohazard disposal costs by 50%<sup>6</sup>

\*MULTIDRUG RESISTANT ORGANISMS



## BROAD AND EXPANDING ID & AST TEST MENU

IDENTIFICATION CARD TYPES	ANTIBIOTIC SUSCEPTIBILITY CARD TYPES*
<ul style="list-style-type: none"> <li>• <b>GN</b> (Gram-negative bacilli) <b>170 organisms</b></li> <li>• <b>GP</b> (Gram-positive cocci &amp; bacilli) <b>128 organisms</b></li> <li>• <b>ANC</b> (Anaerobes &amp; Corynebacteria) <b>117 organisms</b></li> <li>• <b>NH</b> (<i>Neisseria</i> &amp; <i>haemophilus</i>) <b>36 organisms</b></li> <li>• <b>YST</b> (Yeast) <b>60 organisms</b></li> </ul>	<ul style="list-style-type: none"> <li>• Gram-negative bacilli <b>86</b> antimicrobials including Imipenem-relebactam, Meropenem-vaborbactam and ESBL<sup>†</sup> test</li> <li>• Staphylococci &amp;/or Enterococci <b>68</b> antimicrobials, <b>4</b> high level aminoglycoside screens and ICR<sup>‡</sup> test</li> <li>• Streptococci <b>18</b> antimicrobials and ICR test and gentamicin synergy</li> <li>• Yeast <b>6</b> antimicrobials</li> </ul>

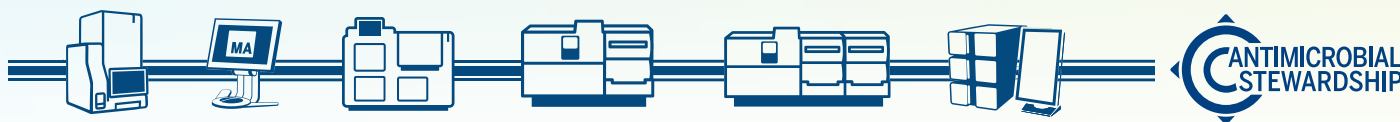
\*AS PER KB 9.04 AND VET-SPECIFIC DRUG †ESBL: EXTENDED-SPECTRUM-BETA-LACTAMASE ‡ICR: INDUCIBLE CLINDAMYCIN RESISTANCE

## INNOVATING MICROBIOLOGY is at the heart of VITEK® SOLUTIONS.

With our constant advances in workflow efficiency and integration, we provide you with the fastest ID & AST\* solution. Designed by microbiologists for microbiologists, count on VITEK® SOLUTIONS to accompany all your ID & AST needs from routine to critical patient challenges.

**Drive your AMS<sup>†</sup> programs with diagnostics. Take more informed therapy decisions sooner.**

\*IDENTIFICATION & ANTIMICROBIAL SUSCEPTIBILITY TESTING †ANTIMICROBIAL STEWARDSHIP



### REFERENCES:

1. Barenfanger J et al. Clinical and Financial Benefits of Rapid Bacterial Identification and Antimicrobial Susceptibility Testing. J Clin Microbiol. 1999;37(5):1415-1418.
2. Galar A et al. Clinical and economic evaluation of the impact of rapid microbiological diagnostic testing. J Infect. 2012;65(4):302-309.
3. Galar A et al. Clinical and economic impact of rapid reporting of bacterial identification and antimicrobial susceptibility results of the most frequently processed specimen types. Eur J Clin Microbiol Infect Dis. 2012;31(9):2445-2452.
4. Hooper M et al. Comparison of bioMérieux VITEK 2 XL, BD Phoenix, and Siemens MicroScan Walkaway96 plus choosing an identification and antimicrobial susceptibility testing system for a medium sized microbiology laboratory. ECCMID 2013; Poster P-1536.
5. Blondel-Hill E et al. Comparison of Phoenix™ and VITEK® 2 Compact for Performance of Identification and Susceptibility Testing, Workflow, and Time to Report. ICAAC 2006; Poster D-691.
6. Heller-Ono A et al. Ergonomic Analysis Comparison of the VITEK® 2 and VITEK® 2 Compact with the Microscan WalkAway® 96 and Phoenix™ For Work Flow Efficiency and the Likelihood of Distal Upper Extremity Strain. bioMérieux White Paper, 2008.