



ENDOZYME[®] II GO STRIPS

Do you need flexible Endotoxin testing?

B

STD
5

STD
5

STD
5

C

STD
0.5

STD
0.5

STD
0.5

D

STD
0.05

STD
0.05

STD
0.05

E

STD
0.005

STD
0.005

STD
0.005

F

BLK

BLK

BLK

G

SPL

SPL

SPL

H

PPC

PPC

PPC

crv

C



Jermaine L.
bioMérieux, Inc.

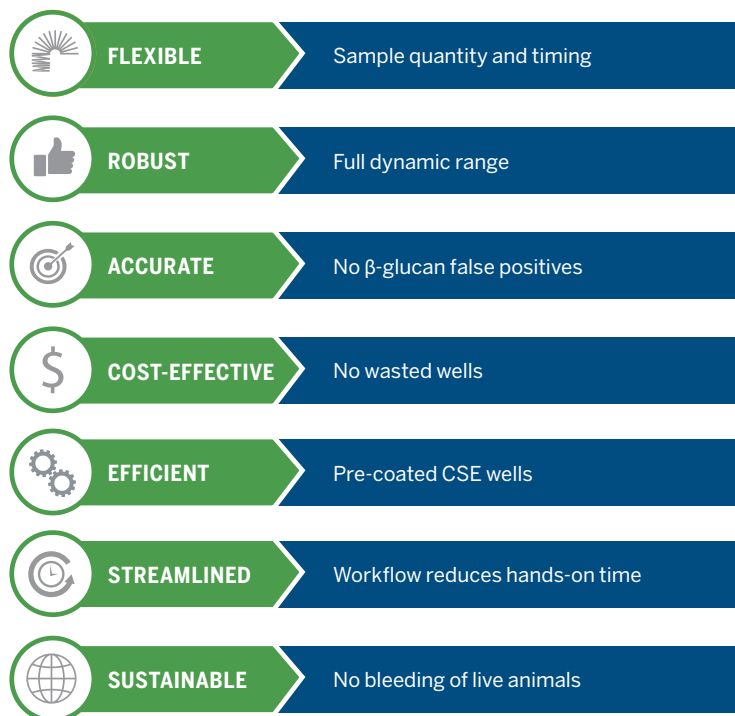
PIONEERING DIAGNOSTICS

Detect Endotoxin as needed, when needed

ENDOZYME® II GO STRIPS contain all of the benefits of ENDOZYME II GO with simple and consistent use due to the CSE pre-coated wells, with the flexibility to test anywhere from 1 to 21 samples with minimal waste. Laboratories do not always have 20 samples to fill a full plate; ENDOZYME II GO STRIPS are designed with flexibility in mind—**flexible number of samples and flexible testing timing**.

ENDOZYME II GO STRIPS eliminate the need for vortexing, mixing, diluting, or adding of Control Standard Endotoxin (CSE) to achieve standard curve and PPC. By significantly reducing hands-on time, ENDOZYME II GO not only makes your lab more efficient, it reduces the risk of invalid results by eliminating manual preparation steps that can be prone to handling errors.

BENEFITS OF ENDOZYME II GO STRIPS



LOT-TO-LOT REPRODUCIBILITY WITH RECOMBINANT SCIENTIFIC CHARACTERISATION*

The rFC in ENDOZYME II GO consists of a single recombinant protein and a small fluorescent peptide. This protein content can be measured to perfection, and certifies no lot variability when using ENDOZYME II GO. **Therefore, you can ensure the reproducibility of your internal quality control results batch after batch.**

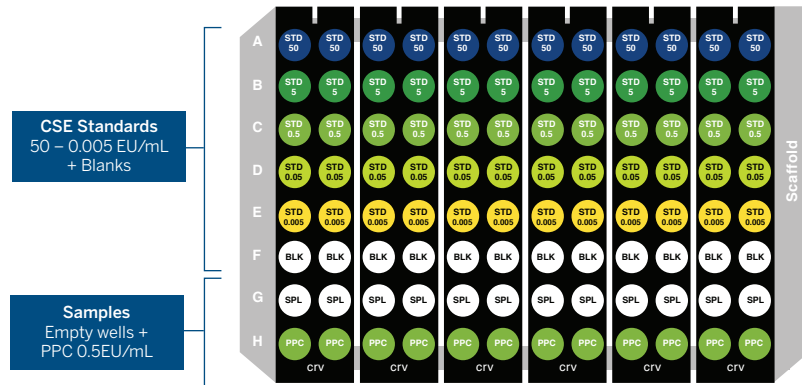
*Microcoat Biotechnologie GmbH. Study for Validation of Recombinant Factor C Reagent (ENDOZYME II GO) as Alternative Method Compared to Limulus Amebocyte Lysate. 2019

FAST. EASY. FLEXIBLE.

ENDOZYME® II GO STRIPS comes with curve strips and sample strips, allowing you to customize the number of samples you test. **Minimize waste with liquid reagents that allow you to only mix the reagent for the samples you need.**

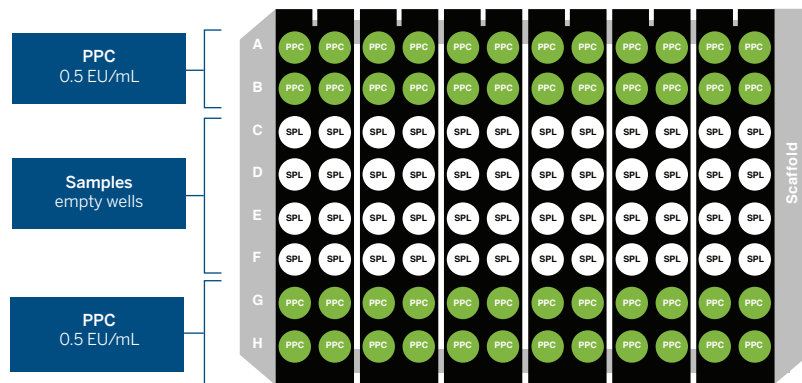
CURVE STRIPS

CSE pre-coated curve strips include a 5-point standard curve, blanks, and 1 sample space



SAMPLE STRIPS

Pre-coated PPC sample strips allow between 1-4 samples per strip



READY-TO-USE ENDOZYME II GO STRIPS ELIMINATE MANUAL PREPARATION OF STANDARD DILUTIONS AND PPCS



Over 50% reduction in handling time compared to conventional microplate assays



Significantly reduces risk of human error during preparation stages



Only use the reagents and strips for the number of samples you need to test





STRIVING FOR SUSTAINABILITY AND THE THREE Rs

When Russell and Burch proposed the principles of Replacement, Reduction, and Refinement in 1959, they called the eventual replacement of animal-based research, education, and testing the “ultimate goal.”¹

By using rFC technology, ENDOZYME® II GO is able to directly replace the LAL assay which requires bleeding of live animals—a practice estimated to cause 70,000 animal deaths annually in the USA alone.²



LEGISLATIVE AND REGULATORY RESPONSIBILITY

The EU first introduced legislation protecting animals used for experimental or other scientific purposes in 1986, and updated it in 2010.

Directive 2010/63/EU on the protection of animals used for scientific purposes spells out the principles of Replacement, Reduction, and Refinement—and makes systematic consideration of these principles a firm legal requirement when animals are used for scientific purposes in the EU.³

1. Russell WMS, Burch RL. **The Principles of Humane Experimental Technique.** *Methuen.* London, UK. 1959.

2. Atlantic States Marine Fisheries Commission. **2016 Review of the Atlantic States Marine Fisheries Commission Fisheries Management Plan for Horseshoe Crab (*Limulus polyphemus*) 2015 Fishing Year.** Washington, DC. 2016.

3. <https://ec.europa.eu/>